



# NEW FROM SOLAX X1-BOOST G3










## X1-BOOST G3

3.0kW/3.3kW/3.6kW/4.2kW  
4.6kW/5.0kW/5.5kW/6.0kW



## Features

-  Remote upgrade and maintenance
-  150% oversizing and 110% overloading
-  14A Max. DC input 14A per string
-  AC/DC built-in SPD
-  CT/Meter compatibility
-  Easy to install and setup
-  24h monitoring and maintenance (Optional)

### Contact Us for More Information

[www.solaxpower.com](http://www.solaxpower.com)

AU: +61 1300 476529

DE: +49 6142 4091664

Global: +86 571-56260008

UK: +44 2476 586998

NL: +31 (0) 852 737932

[info@solaxpower.com](mailto:info@solaxpower.com)  
[service@solaxpower.com](mailto:service@solaxpower.com)



X1-3.0-T-D(L)	X1-3.3-T-D(L)	X1-3.6-T-D(L)	X1-4.2-T-D(L)	X1-4.6-T-D(L)	X1-5.0-T-D(L)	X1-5.5K-T-D(L)	X1-6.0K-T-D(L)
X1-3.0-T-N(L)	X1-3.3-T-N(L)	X1-3.6-T-N(L)	X1-4.2-T-N(L)	X1-4.6-T-N(L)	X1-5.0-T-N(L)	X1-5.5K-T-N(L)	X1-6.0K-T-N(L)

## DC INPUT

Max. PV array input power [Wp]	4500	4950	5400	6300	6900	7500	8250	9000
Max. PV input Voltage [V]	600	600	600	600	600	600	600	600
Startup voltage [V]	100	100	100	100	100	100	100	100
Nominal input voltage [V]	360	360	360	360	360	360	360	360
MPP tracker voltage range [V]	70 ~ 580	70 ~ 580	70 ~ 580	70 ~ 580	70 ~ 580	70 ~ 580	70 ~ 580	70 ~ 580
No. of MPP trackers / Strings per MPP tracker	2/1	2/1	2/1	2/1	2/1	2/1	2/1	2/1
Max. PV input current(Input A/Input B) [A]	14/14	14/14	14/14	14/14	14/14	14/14	14/14	14/14
Isc PV Array Short Circuit Current(Input A/Input B) [A]	18/18	18/18	18/18	18/18	18/18	18/18	18/18	18/18

## AC OUTPUT

Rated AC output power [W]	3000	3300	3680	4200	4600	5000 <sup>①</sup>	5500	6000
Rated AC output current [A]	13	14.3	16	18.3	20	21.7	23.9	26.1
Max. output apparent power [VA]	3300	3630	4048(3680 for G98/TOR)	4620	5060	5500 <sup>②</sup>	6050	6600(4600 for VDE4105)
Max. AC output current [A]	14.3	15.8	17.6(16 for G98/TOR)	20.1	22	23.9 <sup>③</sup>	26.3	28.7(20 for VDE4105)
Nominal AC voltage/ AC voltage range [V]*	220/230/240; 180~280							
Nominal AC frequency/AC frequency range [Hz]*	50/60; ±5							
Power Factor Range	0.8 leading ~ 0.8 lagging							
THDi (Rated power) [%]	<2							

## SYSTEM DATA

Max. Efficiency [%]	97.80							
Euro. Efficiency [%]	97.00							
Standby consumption [W] @Night	<2							
Ingress Protection	IP66							
Operating Ambient Temperature Range [°C]	-25~+60 (Derating at 45°C)							
Max. operation altitude [m]	≤3000							
Relative humidity [%]	0~100 (Condensing)							
Typical noise emission [dB]	30							
Storage temperature [°C]	-30~+70							
Dimensions (W x H x D) [mm]	341.5 x 430 x 143							
Net weight [kg]	13.5	13.5	13.5	15	15	15	15	15
Cooling concept	Natural Cooling							
Communication interfaces	RS485/DRM/USB, Optional: CT/Meter							
Optional monitoring dongle	Pocket WiFi/LAN/4G							
Display	2 x LED + LCD (16 x 2) / APP							

## PROTECTION

Over/under voltage protection	YES
DC isolation protection	YES
Monitoring ground fault protection	YES
Grid monitoring	YES
DC injection monitoring	YES
Back feed current monitoring	YES
Residual current detection	YES
Anti-islanding protection	YES
Over temperature protection	YES
SPD	YES

## STANDARD

Safety	IEC/EN 62109-1/-2
EMC	EN61000-6-1/2/3/4, EN61000-3-2/3/11/12
Certification	IEC61727, EN50549, G98/G99, AS 4777.2, VDE4105, CEI 0-21, RD1699, UNE 206007-1, VFR

① 5000 (4600 for VDE4105) ② 5500 (4600 for VDE4105; 5000 for C10/11) ③ 23.9 (20 for VDE4105; 21.7 for C10/11)

V3.3. Information may be subject to modify without notice. 650.00021.00

\* The AC voltage and the frequency range may vary from different country codes.